

GLOVES, THE LONG AND SHORT OF IT

By Patti Jones

I have always been fascinated by our Model A Era gloves. I find them to be sexy, but important in completing an outfit for fashion judging. In the following pages, I have attempted to show the reader the many styles, fabrics, and leathers that were used and the beautiful art deco designs they inspired.

Finding gloves is easy, the hard part is finding ones that fit. Leather gloves are the hardest to find that fit. When being judged, the judges will ask you to wear one glove, and carry the other. This is so they can judge the fit of the glove on the entrant.

I know of no easy way of getting leather gloves to fit, other than, putting plenty of talcum powder on and start working your fingers to the end of the glove.

Silk gloves can be washed and then immediately put on so that they can dry on your hands and thus, stretch them to fit. I have some plastic glove dryers that help stretch the glove after being washed, but it's easier to wear them.

Example of glove stretchers at right.



To measure your hand for your glove size, hold out your hand with fingers touching and the thumb aside. With a tape measure, measure your hand all around, but not tight. The number of inches shown on the tape measure is your correct glove size.

When looking for gloves, make sure they have the 3 gores on the back of the hand as seen in the examples of this article. A few gloves, especially evening gloves, were produced with out the 3 gores. Some gloves have an art deco type of stitching instead of the 3 gores that you will see in the examples. Wrist length gloves should be worn with long-sleeved dresses. Many of these gloves have a fancy cuff to be shown over the dress sleeve. Long, over the elbow evening gloves should be worn with sleeveless dresses. Some of the mid length of gloves could be worn with sleeveless dresses or short sleeved daytime dresses. Many illustrations show this length wrinkled at the wrist.

The following are some of my glove collection as examples.



Daytime Silk & Crochet



Daytime Leather

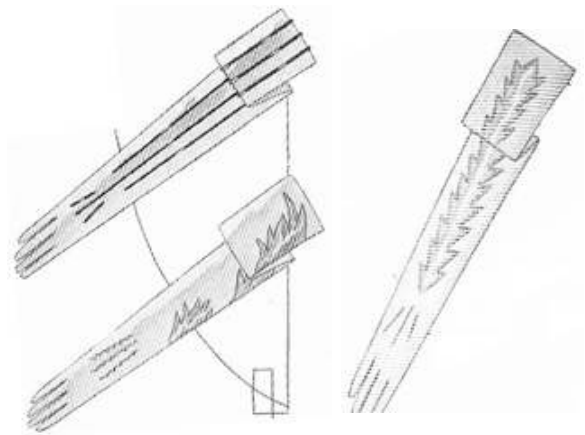


Evening Silk/Fabric



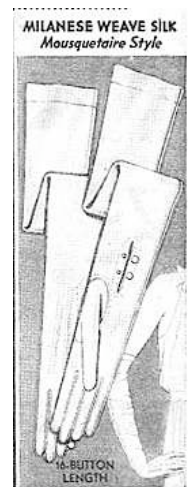
Evening Leather

Like dresses, gloves are very distinct between daytime/sport, afternoon, and evening. Afternoon and evening types of gloves are mainly concerned with the length. 6 or 8 button lengths are endorsed by Paris as for the more formal wear. The article went on to say there are “occasional demands for the 16 button length.” There really wasn’t 16 buttons on the gloves, but a industry standard for various lengths.



It appears there was no reason why some gloves had snaps at the wrists or some had buttons. All of these are shown with the popular 3 stitches on the back of the hand. Formal gloves came in suede, silk, kid leather, and crocheted string in white, cream or black.

These gloves on the right are examples of a 16 button gloves. Top glove has an appliqué design running the length of the glove. The middle evening glove is white with black kid trim and 15 button length. The bottom one is white kid, 15 button, with leaf shaped appliqués of gold kid and stitching interspersed with brilliants on the back. (Style Sources, Oct. 6, 1930, pg. 85) Another interesting technique that was done on long evening gloves was stenciling. The last 16 button glove in suede has stenciled rose motifs all over the outside in dark brown on rose beige leather. (Style Sources, Sept. 22, 1930, pg. 85)




A more common version of evening glove we see during our era is seen here on the right. This 16 button glove is made of white silk, has 2 snaps for easy entry. (National Bella Hess, Spring/Summer 1931, pg. 97)

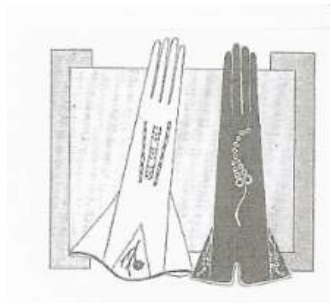
Another version of this popular glove came in fine lamb glace, with 2 buttons at the wrist for easy entry. (National Bella Hess, Fall/Winter 1930-31, pg. 98)



For sport wear, the pull-on glove with or without the “wristlet” (gauntlet), is the current style. The length could be from 3 to 6 buttons. The longer glove is supposed to cover the sleeve of the dress. Because of this, the “wristlet” would be adorned with fancy stitching, gussets, cutouts and shirrings. The example on the right is a pink kid gauntlet stitched in black and bordered in black, and the bottom is a 8 button black suede, lined in pink. The bottom glove is shirred on one side of the wrist and the other is fastened with lacing and vari-colored brilliants on the balls. (Style Sources, Oct. 6, 1930, pg. 90)



Additional examples of the gauntlet/wristlet adornments are in the next two examples...the top two are pull-on with two contrasting colors at the wrist and at the 3 gores. The bottom two have floral motifs worked in the stitching and appliqués on the two flared glace pull-on. (Style Sources, July 6, 1931, pg. 72, 73)



Suede or glace kid can be worn with sheer dresses so long as they are plain. Black and white colored gloves are mostly sold, but pastel colors were starting to appear from Paris. One fashion house is offering suede gloves to be worn with dresses of georgette, chiffon, or tulle; the black glace kid is shown with satin or velvet dresses. If the glove is white, they are being shown with white dresses of satin or panne velvet. These color and fabric combinations have been questioned by judges in the past, but this is solid documentation that suede and kid can be worn with the sheerest of dresses. Examples on the right show the different lengths and detailing for this type of wear. (National Bella-Hess, Spring/Summer 1931, pg. 96)

MILANESE WEAVE SILK
Illustrated at Right
 Your gloves should blend with every costume you have. It's really a very inexpensive proposition when you can buy Gloves like these of pure Milaneese Weave Silk for 98¢. Washable and have double finger tips for greater wear. Scalloped top.
 25W595—Colors: White, Eggshell or Tan. Sizes: 6 to 8½—in half sizes..... 98¢

2-CLASP PURE SILK
Illustrated at Right
 The always popular Two-Clasp Gloves. Made of Pure Silk in tailored style with silk stitched backs. Double fingertips.
 25W526—Black, White or Eggshell. Sizes: 6 to 8½—in half sizes..... 69¢

IMPORTED SUEDE CLOTH
Illustrated at Right
 Assorted flared cuffs silk embroidered in blending colors add a piquant air to these Gloves of Imported Washable Suede Fabric.
 25W552—Crystal Beige, Cocoa, Grey or Eggshell. Sizes: 6 to 8½—in half sizes... 69¢

Glace Lambkin (C)
 \$2.49
 POSTPAID

(D)
 Imported Genuine Kid
 WASHABLE
 \$2.98
 POSTPAID

(B)
 Glace Lambkin
 Manxporture
 Style ...
 \$4.98
 POSTPAID

For Easter and Summer in 1930, white, off-white and egg shell gloves in both fabric and leather are worn in longer lengths for formal occasions. Pastel gloves were not usually worn with a daytime outfit, but more for evening. In addition, the gloves often contrasted the shoes for evening. R.H. Macy & Co. was trying to sell the idea of using different colored gloves for evening. The wine shades are recommended for gowns in pink shades, while the greens are recommended for eggshell. (March 17, 1930, page. 114, Sept. 8, 1930, pg. 78).

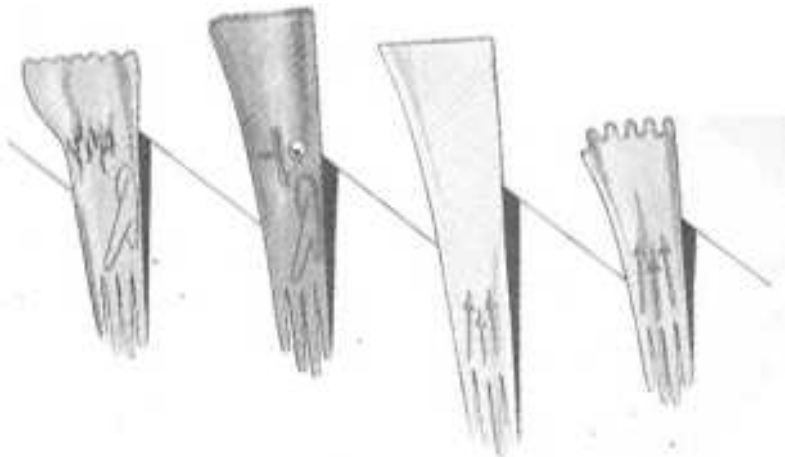
Another Broadway store, Stern Bros., is promoting pastel gloves in blue, green, pink, and lavender for afternoon wear. Another store is promoting the gloves and hose to be matching, with emphasis on the wrinkled wrist as a fashion requirement. It seems that each store had it's own color style for their dresses and emphasized it in their window displays.

White gloves, with contrasting trims in black, gray, or high color pastels, are being shown at the fashion shows for summer. White glace (soft kid) is the fabric of choice, but the latest rage is white suede with black evening dresses. Beige gloves are now shown with hints of rose or flesh tone; especially with afternoon dresses. Eggshell toned long gloves are now being seen not just for afternoon but also for evening wear. (April 21, 1930, Page 100)

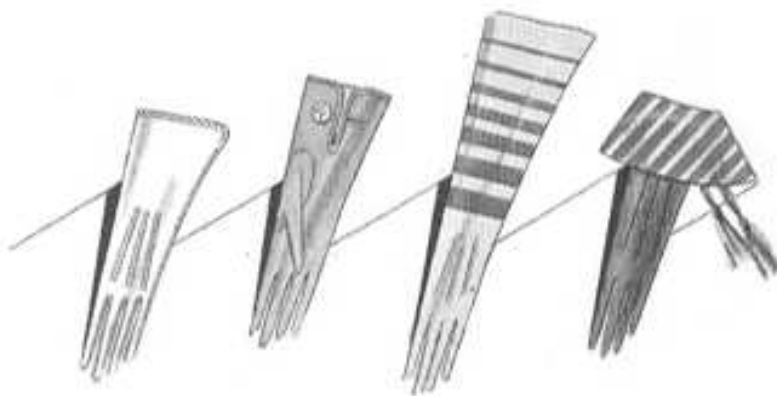
Below are various styles and fabrics of gloves that were worn in 1930 and 1931 for Summer wear. The first and second rows are from Bella Hess Spring/Summer, 1931, pg. 96.



Besides all the leathers and silks, various fabric gloves were also popular for Summer of 1930. There isn't a description of the fabrics that were used in these styles, but cotton and voile are 2 that were used during our era. The glove on the left is a 6 button length, scalloped edge and shirred wrist. The next glove is also 6 button but with an one-button pearl button at the wrist. The third glove is an 8 button length pastel colored for more formal daytime wear, especially with short sleeves. It has a one button fastening at the under wrist. The last glove is also in pastel with a scalloped and bound edge for morning wear.




Below are additional examples of fabric gloves. The first one is a typically tailored glove, a short pull on in white fabric and hand sewn in black; and very sporty looking. Next, this is a one- button suit glove with a bound edge and pearl fastener. The longer 8 button length glove has graduated strips in a darker tone for dressy afternoon occasions. Lastly, the gauntlet glove at the right has a reversible top with the striping inside the glove. It can be worn long or with the back folded down for more fashion events.




(All from Style Sources, May 5, 1930 pg. 110)

For street wear and sporting events, darker tones seem to be the trend. Tans, dark browns, navy blue and black were worn with daytime dresses and ensembles. The ¾ length glove is popular with coats and suits made of silk and heavier fabrics. They were also wide at the top to allow coverage of the sleeves. This also mimicked the cape affects of many coats, and a shorter glove with a flared top would always be more decorative than for sports wear. Some sporty styles shown below, how contrasting colors were used as well as the flaring of the tops to cover sleeves.

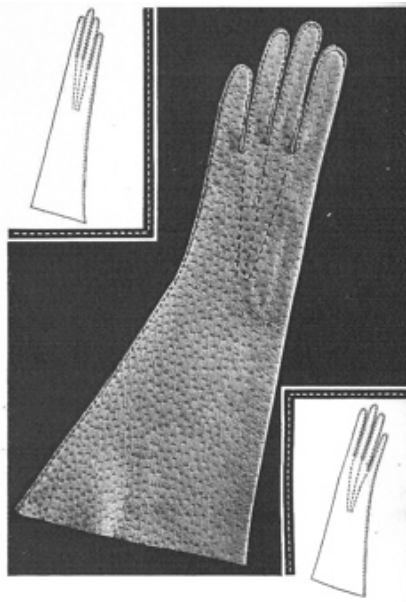


(Style Sources, March 17 1930, pg. 114)



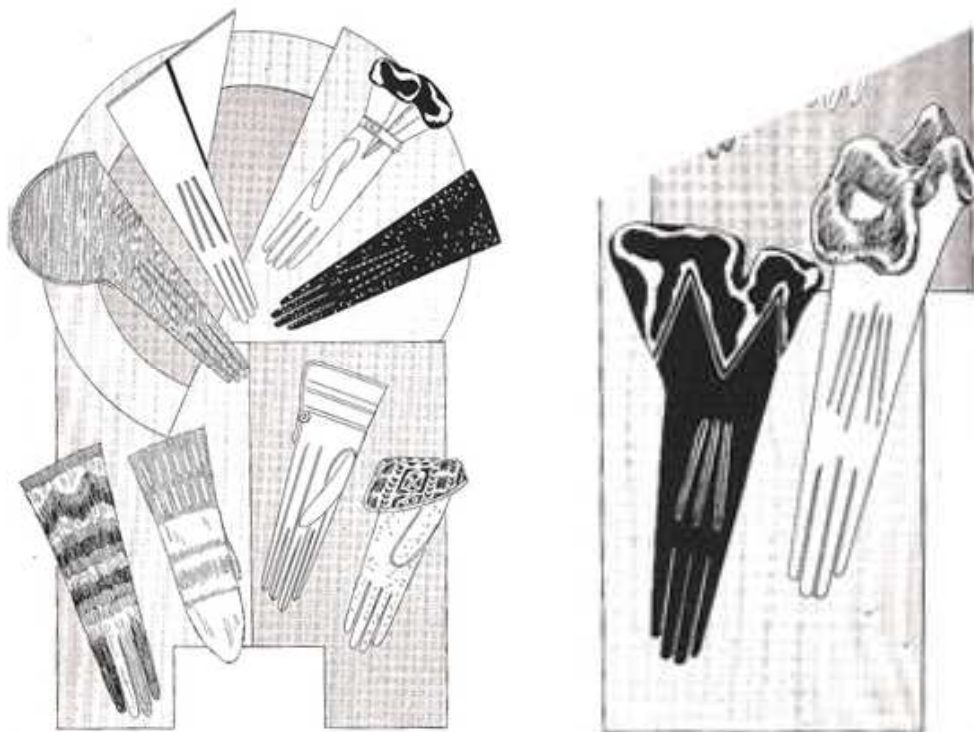
(Style Sources, April 21, 1930 pg. 100)

The glove below was designed for the Model A lady driver for summer, as well as the sleekness to wear to any sporting event. It came in cape, doe, pig and mocha leathers, 4 or 6 button lengths, and wide flare for easy slip-on. It is all hand sewn in contrasting silk.



(Style Sources, July 6, 1931, pg. 73)

Winter wear gloves were both practical and stylish. Below there is an array of Fall and Winter Gloves. At the top, left to right: A capeskin pull-on with an unusual rounded flare, so different than the next glove. It is white capeskin, with a angular flare at one side and accented with black piping. The next glove is a wool lined capeskin with a strap wrist and gusset flare. The last one on the upper right is made of pigskin in brush dyed black with white stitching in a 4 button pull-on.



On the bottom left, bright colors are introduced in the striped brushed wool pull-on and are repeated down to the fingers. Next, pastel colors are combined with white in a brushed wool mitten. A capeskin driving glove has a ridged palm and a side button. The last right glove shows a wool lining and an adjustable gauntlet top.

The two gloves to the far right that are separate show other examples of the flared gauntlet. The left has accented points into the gauntlet with an elastic wrist. The one on the right is wool-lined capeskin with the gauntlet curved around on the back of the glove in a spiral effect. Both are trimmed in lapin (rabbit fur). (Style Sources, July 6, 1931, pg. 70)

At the right this is an ensemble intended for wear with a black afternoon outfit. It combines a hat of black velvet trimmed with black caracul, (loosely curled fur of a karakul lamb) and black suede gloves joined to long flaring cuffs of caracul. (Style Sources, Nov. 18, 1929, pg. 96)



Here's a few more examples of leather gloves that are fashionable. The glove on the left was advertised as "A glove for every ensemble". These gloves were made of washable shrunk cotton "chamoisuede" fabric. These gloves are unique because they lace up at the sides. The flare cuffs have contrasting color binding and inserted gores. It came in 3 colors; mode, sunset, and java. The set of gloves on the right are great examples of the fancy stitching and gores on the cuffs. They are all made of the chamoisuede cotton fabric that "washes" beautifully". (Sears Roebuck & Co., Fall/Winter 1929, pg. 111)

A GLOVE for Every Ensemble

\$15
A PAIR
POSTPAID

MODE
SUNSET
JAVA

— Mode.
— Sunset.
— Java.

Size, 4 to 8 1/2. Half sizes. State size.
Rare distinction and fine value! The Vogue boasts no smarter style than these semi-gauntlet Imported Slip-on Gloves of washable shrunk cotton Chamoisuede fabric. Authentically styled after the latest European fashion creations. The flare cuffs have contrasting color binding and insert gores jauntily faced at the sides. Rip-knot seams, and smooth neat hip-button threads.

BRADLEY GLOVES

These gloves below were all fleeced-lined lamb glace gloves. The styles that had a fur cuff were made from coney (rabbit) fur.

FAVORITE STYLES in FLEECE-LINED LAMB GLACÉ GLOVES



STRAP WRIST STYLE \$1.89 PAIR
Woman's warm three-finger Lamb-Glaced Leather (known as Capeskin) Gloves. Slip-on style. Capeskin wrist, elastic backlet, adjustable strap. Half sizes only.
25A50—Brown, light gunmetal (grey) or black. Sizes: 4 to 8 1/2—in half sizes. It's per package.



\$1.79 PAIR THE FAVORED SLIP-ON
Women's dainty Slip-on Gloves of heavy Imported Lamb Glace Leather (known as Capeskin). Capeskin wrist, elastic at side. Half sizes only. Fleece-lined.
25A37—Brown, light gunmetal (grey) or black. Sizes: 4 to 8 1/2—in half sizes. It's per package.



50¢ PAIR
FLEECE-LINED, CONEY FUR TRIM
Washable and economy are combined in these Women's Gloves of heavy quality Jersey, Fleece-lined and Coney fur-trimmed. One strap. Strapped backlet.
25A12—Light gunmetal (grey), Brown or black. Sizes: 4 to 8 1/2—in half sizes. It's per package.



\$1.59 PAIR
ONE CLASP SIDE, WARMLY LINED
Women's Gloves of warm, soft Genuine Suede Leather. Fleece-lined throughout. One clasp style with draw-point stitching on back.
25A92—Light gunmetal (grey) or Bansey brown. Sizes: 4 to 8 1/2—in half sizes. It's per package.