




Winter 2014-2015



WORLD

YOUTH NEWSLETTER MODEL A FORD CLUB OF AMERICA

IGLOO BUILDING

BY SHERRY WINK

The Sitzman kids were excited! It had snowed all week and there were several feet of snow on the ground already. The grownups were all complaining, but not the kids! Nope! The twins had been studying Eskimos at school and had brought home "arctic excitement"!

What was all the excitement about you ask? Well, the weekend was here, the chores were all done, and it was time to build an igloo!!

An igloo in Nebraska you ask? Yep, that's exactly what they were going to do. They'd been planning it all week. Larry had found some scrap wood and wooden boxes to use for molds.

Suzanne had actually gone to the library and find a book that talked about the proper way to build it. Dad Sitzman had even given permission for them to borrow tools and take them down to the creek where they planned to build the ice house.

Actually, Dad was enough of a kid that he decided to join them at the task. Mom Sitzman just smile and shook her head. They weren't getting her out there in all that snow and cold! Not when she had a warm cozy house to spend the day in.



But she still made sure they were all dressed warm in their long johns and bibs, and all had extra gloves to change to when their first pair got wet. And she tucked a big pot of hot chocolate into the back of the Model A pickup for Dad to put over a fire once they got to the creek, so they would have something to help keep them warm. Along with a few sandwiches and fresh baked cookies of course, you couldn't work on an empty stomach and she knew it would be a long day of fun.

After loading up the Model A, it was so full of tools, equipment and food, etc that Dad hooked up a wagon and threw some hay onto it for the kids to all ride on. Plus it helped them keep warm on the way as well as just being plain fun!

Finally, they were all on the way. The twin had been anxious to get moving. They were afraid the snow was going to melt it was taking so long! But Dad knew that a little melting would just make the blocks stick together better. He didn't tell the kids, but this wasn't his first igloo! He hadn't always been a grownup you know!

(Continued on page 2)

PAGE	TITLE
1	IGLOO FEVER
3	MODEL A MAKING
4	KIDS AND MODEL A'S
5	MODEL A REMINISCING
6	SIX DIFFERENT THINGS

PAGE	TITLE
7	MODEL "A"CESSORIES
7	WHAT DID THEY COST
8	KEVIN'S NEW CAR
8	NATE'S NEW CAR
9	MODEL A CHRISTMAS

PAGE	TITLE
9	SIX DIFFERENT THINGS ANSWERS
10	COLORING PAGE
11	RUMBLE SEAT
11	QUIZ

On arriving at the creek, it took a while for everyone to finally agree on the right place to build the igloo. Then they shoveled enough snow in a huge pile so they could pack it down tight and then dig the entry way down into the snow so it would be lower than the inside living area.

The next argument was over how big to make it! Since everyone from Larry on down to Stanley was there, that made seven kids that wanted to fit in at the same time. But Dad over-ruled that big of one, telling them that by the time they built it, the snow would be gone! Better to build a smaller one he said and then take turns. He knew that they would be wanting to warm up at the fire every so often any how!

So then the work began in earnest. Larry and Dad dug a big trench a few feet away from the building site. Then they started cutting snow blocks with the ice saw. Richard and Robert hauled them over to the rest of the kids and helped them start with the first level of the walls.

It took a while, but gradually the igloo started taking shape. After the third or fourth level had been added, the smaller kids couldn't reach anymore so they started packing snow into all the cracks in the wall. Dad had determined a safe place for them to haul water from the creek, so they pulled up buckets full and slowly drizzled them over the snow to help create ice to strengthen the walls. And all the time, each level was leaning slightly more inside!

Finally it was time to put the top on. By this time, all but Larry, Suzanne and the twins were sitting around the fire drinking coca. They had had some coca but went right back to work, determined to get their igloo done! Dad and Larry were the only ones tall enough to reach the top from outside, but the twins went inside and with Richard on his hands and knees and Robert standing on top, they helped guide the top into place.

It was done!! Of course everyone wanted in it at once, and by golly, with all of them squishing together, they did! Except Dad of course, who just stood out side with his hot coca and laughed!



Once they finally got over the excitement of their own snow house, it was starting to get dark and Dad insisted it was time to head home. Since the sandwiches and cookies were nothing but memories by this time, it wasn't really that hard to convince the kids to leave. Except Larry. He was still trying to talk Dad into letting him spend the night. Dad just shook his head and told him to talk to Mom!

By the time they reached the house, it was dark and it was getting very cold. The lights from the house were a welcome sight and the smells that hit them when they opened the door was even better!

Mom hadn't just been relaxing all day. With the help of the little ones, Shannon and Nick (ok, they got more on them then in the oven) she had made a substantial supper for her arctic explorers. Country ham and red-eye gravy, mashed potatoes, home canned green beans with bacon, and hot baking powder biscuits that were just coming out of the oven, it was meal made in heaven for the hungry builders. And of course there were more cookies!

By that time Larry was too tired to think about going back out to the igloo to sleep, but his dreams were filled with images of polar bears, Eskimos, and sled dogs and he knew that if the weather stayed cold, he might just still get a chance to live like an Eskimo soon!






A-WORLD

YOUTH NEWSLETTER MODEL A FORD CLUB OF AMERICA

A-World is published by the Model A Ford Club of America for the benefit of youth and the promotion of the Model A hobby.



Editor
Sherry Winkinhofer
AWorldEditor@hotmail.com


© 2015 All Rights Reserved by
Model A Ford Club of America
250 South Cypress Street
La Habra CA 90631-5515

A-World subscription is free, courtesy of MAFCA to youth grades 1-12. Others may subscribe for \$10.00 per year or \$2.00 per issue. Call or write for information 562-697-2712 or email AWorldEditor@hotmail.com

Model A Making

While today we tend to just think of a Model A as a great old vintage car, it was at one time of course a brand new vehicle rolling off the assembly line. Fifty three different assembly line as verified to date! There were thirty six plants putting out Model A's in the United States, and 17 internationally, including plants in Spain, France, Germany, Holland, Turkey, Brazil to name a few.

In the four years our cars were made, almost five million were produced, so they must have been flying off the lines! Below are a few pictures I've come across of the Model A's actually in the factory being assembled. They give just a little bit of a picture into what those factories must have looked like in those busy time!



Kids and Model A's—A Great Combination!

I'm still finding lots of great pictures of all of you enjoying Model A's! Keep posting and keep emailing them, I love seeing




The Hohaia and Padilla kids enjoying Jay McCord's car.




Adrianna Hohaia enjoys Model A's!



Ella poses on the running board of their car "Millie" (with Mom Caitlin-middle pic). Brother Dylan looks out from the back window of "Millie"



Ethan Bond loves spending time in the family "A" and also enjoys perusing the "Restorer" magazine every month!



Tanner Windemuller enjoyed this beautiful Model A pickup at his visit to Cranes Orchard in Fennville Michigan.



Maddie Martinez age 12, and Aiden Fickel, age 11 enjoyed the Holland, Michigan Parade of Lights. Maddie is a Kids Hope student mentored by John Bright, A Kids Hope volunteer. For more on Kids Hope go to www.kidshopeusa.org

Sometimes the best stories are those I hear from other people! This is an email I received, and it was just so fun and interesting that I had to share it. I hope you enjoy it as much as I did!

Model A Reminiscing

Craig Vermes

My car is named Fireball, because it has caught fire 3 times. I got it when I was 16. I still have the image in my mind, of the look on my dad's face when I pulled home with a huge smile and a 47 year old car. He waited for the thrill to calm, then he sat me down and had a little chat. "Well you earned your own money, and you chose to get a 50 year old car. I just want you to remember that come January (We lived in the Berkshire hills of western Mass) remember that THIS is YOUR car."


Being young and living in the country, everything was a long ride away. When we would go somewhere I would always say "Let's take the Ford- I'll drive". Reluctantly he would agree. So many times people would approach him at the store and say "Bud, is that your boy bought that fliwer?". He would take a deep breath and say "Yup". All in all, I really think he enjoyed it.

Of all the family, my grandmother liked it the best. When she had a doctors appointment or something, she would tell my mother "Have Craig bring the Ford around for me". The rule was never to go to the door, but to sound the horn at the Senior Living Center. If I sounded the horn, her friends would look out the window, and see her getting into the car, dressed to the nines. The instructions were that while I was holding the door, when she got on the running board, I could use my shoulder to "give her a nudge" so that nobody could see if she had a problem getting in.

Not having much extra cash, in the town not to far from us was a 'Rest Home'. I would load a bunch of tools in the car and pull into the parking lot and sound the horn a few times, and the next thing you knew a bunch of guys would be out fixing my car, and enjoying them selves. I learned a lot, and it was free! I can remember one time we had the whole nose off the car, and the nurse came out and told them they had to go in for lunch. Then they all returned to work. It was amazing what they taught me. For example they took some double sided tape, and put four shot glasses on the dash rail. Melting a little wax into each one, then fixing a birthday candle into the wax. Bingo- defroster! All for less than a buck.



In front of the Model A Ford Museum in Hickory Corners Michigan.



Craig's 4 1/2 year old nephew Andrew likes getting under his "antique car" to "fix the oil leaking problem", just like his handyman Uncle and Grandfather

SIX THINGS ARE DIFFERENT!

There were some great parades this fall, but the scenery in this picture seems to have lost a few things around the route!
Can you find them without looking at the hints?

The answers are on page 9, but don't peek too soon!



Model "A" ssesories

Although many people wear sunglasses to drive today, in the Model A era sunglasses were not common. However, driving goggles were often a must, especially with the open cars. Remember most roads were mud, and even the better ones just gravel! These are from a 1931 auto parts catalog.

WIDE VISION—
UNIVERSAL GOGGLES
10K Gold Frame!
 Scientifically designed for universal use of the motorist while driving, on outings or for street wear to dim sun, or glaring lights. Genuine 10 Karat gold frame, fitted with deep curved tinted lenses. Light weight, snug fitting—afford a wide field of vision. Complete with high quality leather-oid case. You would expect to pay much more money than **PEP BOYS** low price of only \$1.95 for a goggle of this quality.



9492—Universal Wide Vision Goggles, Complete with Case **1.95**

These were the pricy ones! 10 karat gold frame, with tinted glass. At least they look like the sunglasses we are used to today!

Check these out! Chenille edges (that means they were fuzzy!), celluloid lenses (plastic) and an elastic strap. They were made to fit snug to keep out dust!

QUALITY GOGGLES
Chenille Bound
 Ideal for protecting the eyes from powerful electric lights, sun glare, wind and dust. All celluloid, amber formed cup goggle, bound with chenille. Extremely light and comfortable. Elastic nose bridge and strap for fastening around head. Indispensable for the motorist who does considerable night driving, as they soften the glare of approaching headlights. Regular price 50c, but can be purchased at any **PEP BOYS STORE** at the extremely low price of only 25c.



9489—Quality Goggles **.25**

SHELL-RIM GOGGLES
Amber Lens
 A pair of goggles is a mighty good thing to have in the side-door pocket at all times. Amber colored lens securely encased in imitation tortoise shell frames. Reflects the eyes from the sun during the day—from glaring headlights at night.



9486—Shell Rim Goggles **.09**

These look so small I'm not sure how much actual help they would be, but for nine cents, it wouldn't cost much to find out!

These deluxe goggles are amber colored real glass, with fuzzy edges to seal against your face! Bet you'd look snazzy driving down the road in these driving your roadster!

De Luxe GOGGLES
Safety First!
 Many accidents are caused by the driver being blinded by approaching headlights. Avoid this danger by wearing a pair of these De Luxe goggles. Well made, with specially shaped heavy amber glass lens, porous collapsible cups and heavy chenille binding. Leatherette nose piece and elastic band for fastening around head. This is truly a high quality article which every motorist should have. Goggles of this high quality usually sell for much more money elsewhere.



9491—De Luxe Goggles..... **.69**

SIDE SHIELD GOGGLES
Save Your Eyes!
 A very useful goggle that answers a twin purpose. Dims sun, headlight rays and keeps dirt, bugs, etc., out of eyes, by means of mesh guard on sides of lens. Large amber lens are set in flexible polished wire frame. **LIGHT WEIGHT.** Fits snugly and very comfortable. **NOTE OUR LOW PRICE!**



9490—Side Shield Goggles... **.29**

These have mesh guards on the side to help keep out bugs and dirt! With mud roads, that would have been helpful!

What Did They Cost?

Check out how much our cars cost when they were brand new! As you can see below, the most expensive one was only \$570! That is for the Fordor Sedan, with the coupes and Tudor's right behind at \$550 and \$495. Surprisingly the Roadster, which is now one of the pricier models was the cheapest at \$385.

NEW FORD TUDOR SEDAN
 As much as the backbone of the Ford line, the Tudor sedan is the most popular car in the world. It comes with a wide choice of body styles, including the new Tudor sedan, the Tudor coupe, the Tudor sedan with a top, the Tudor sedan with a top and a spare tire, the Tudor sedan with a top and a spare tire and a spare tire, the Tudor sedan with a top and a spare tire and a spare tire.



\$495
 (F. O. B. Detroit)

NEW FORDOR SEDAN
 A big roomy car. With wide, generous legroom front and rear. One convenient door. Curved large windows. Rich upholstery and beautiful hardware. Fine light. Four doors of four motor cycles.



\$570
 (F. O. B. Detroit)

NEW FORD ROADSTER
 A long, low, clean car. The best in its class. Wide doors. Fine exterior. Rich upholstery. Perfectly finished hardware. Beautiful interior. Your choice of four motor cycles.



\$385
 (F. O. B. Detroit)

NEW FORD COUPE
 There is a lot of the business done in the southeast and middle of the new Ford Coupe. Many people buy in fact of the new and recently introduced Ford Coupe. It is a very fine car. Four doors of four motor cycles.



\$495
 (F. O. B. Detroit)

NEW FORD SPORT COUPE
 Combines the sport features of the roadster and the refinement of a closed car. Beautiful and standard. Available in two colors. Limited to four motor cycles.



\$550
 (F. O. B. Detroit)

NEW FORD BRAYTON
 Another long, low, clean car. All the doors open forward. Curved sides and fine work done. Rich exterior with smoothly large windows. Four doors of four motor cycles.



\$395
 (F. O. B. Detroit)

Kevin's New Car

Meet Kevin. Kevin, 12 years old, has been a MAFCA member since he was eight. He has loved Model A's since he was three, even though no one else in his family is really a "car" person. Last year Kevin became the owner of a beautiful 1930 Model A Ford Coupe. Way to go Kevin!!




Nate's New Car

Last year, Nate, a member of the Northwest Missouri Model A Ford Club, was gifted a "new" 1929 Fordor. As you can see, it was in sad shape. At 17, Nate has done the vast majority of the work himself and it's looking much better already! Nate's goal is to have her running in time for prom this spring. At this rate, it just might happen. He's doing a great job!



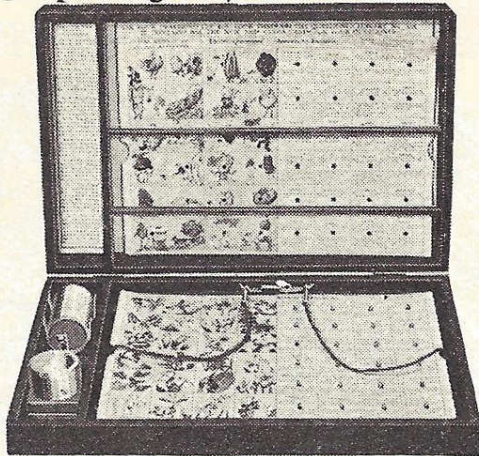
Model A Christmas

Did you get some nice things for Christmas this year? I'm sure whatever it was, it was very different than what a Model A era kid would have had under the tree. But yet, kids are kids, so there might be some more familiar things than you realize! Check out some of the below items that were popular back then!



Gee-Wiz, a game for all the family, with six gaily-colored horses to race by spinning flywheel; all metal; 15" long; 5½" wide; only \$2.50

They didn't have computers, but that doesn't mean they only had board games! The "Gee-Wiz" was a mechanical horse racing game. The "Knapp Electric Questioner" looks like a very early electronic game! Who knew!



KNAPP ELECTRIC QUESTIONER
\$3.50

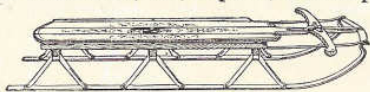
Including Sets H, The Prize Winning Series, and K, The Nature Series, described opposite,

Denver West and Canada \$3.75

Flexible Flyer

The sled that *really* steers


From \$3.75 to \$8.75 (prices slightly higher in the West)
S. L. Allen & Co., Inc., Dept. 64, Philadelphia



No. 5. 63 inches long, \$8.75. The same model that Byrd is using.

Sleds are always fun when it snows, although today's are more often made of plastic.

Fantasy board games are quite popular today, but they had a few back in the 20's and 30's too! This is called "The Knight's Journey" and is about the fairyland legends of the Middle Ages.




The Knight's Journey game through fairyland legends of the Middle Ages is lithographed in beautiful colors; 22½" long, complete \$3.25

No computers back then, but a kid was considered lucky if he found one of these under the tree. Do you recognize it? It's a typewriter. You hit the keys which manually lifted a lever with a letter die on it to strike the paper through an inked ribbon. Not many of these around any more!



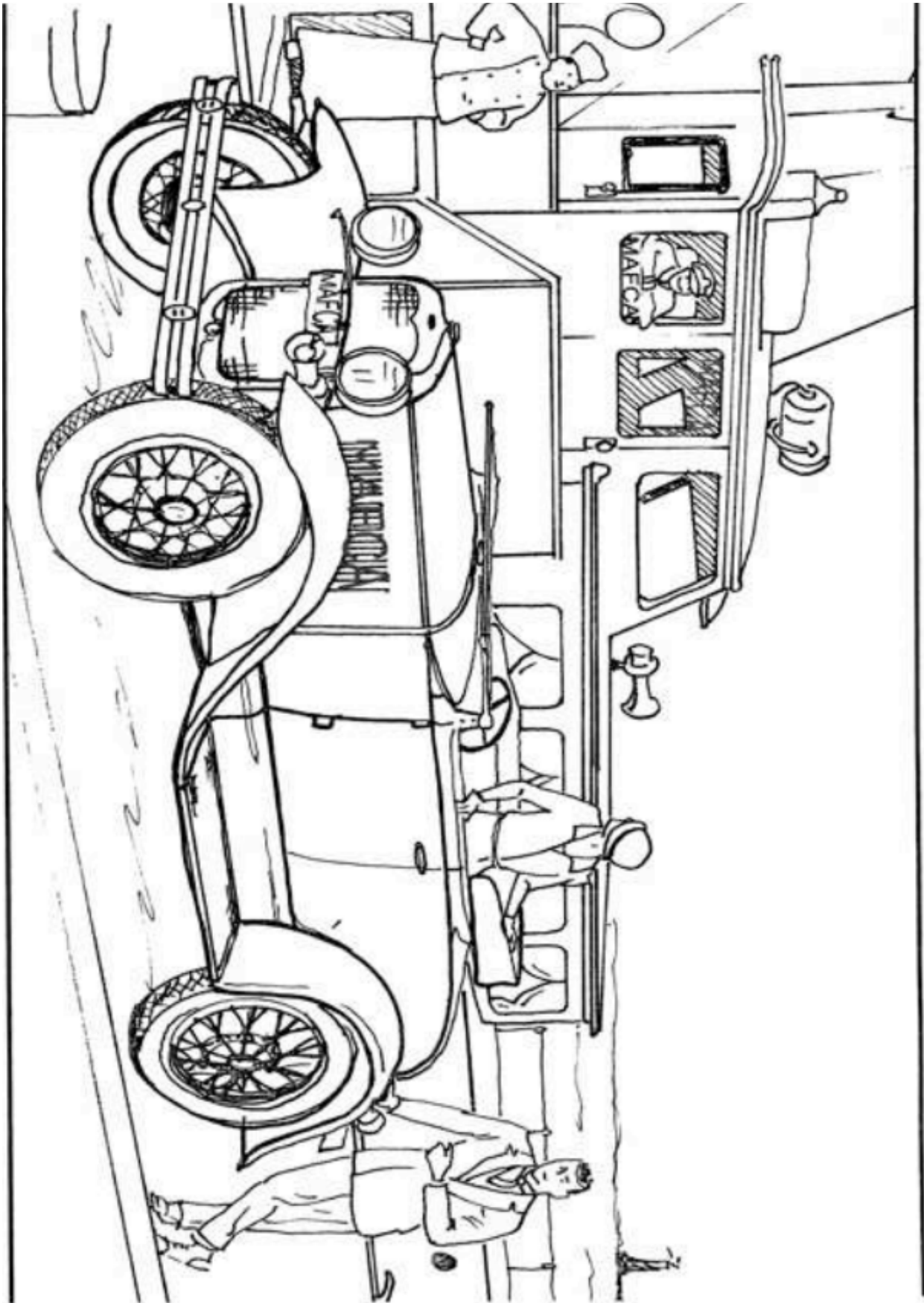
Six different things:

Did you find them all?



Here's a 1930 Roadster for you to color!

If you like this, it's from the 2012 MAFCA coloring book that can be downloaded from MAFCA.com!





Rumble Seat

Sherry Wink

Here it is, winter again, and things have gotten so busy! The Old Lady is tucked snuggly into her barn for the winter and dreaming of spring. I'll be glad too when it gets warm enough to pull her out and take our next drive!

I can tell from all the pictures I received for this issue that you all had a lot of fun this fall your A's. That is so great! But what I want to know now is what do you do over the winter that is Model A related? Do you live in a warm area where you can take rides all year long? Or are you more like me where you have to wait out the snow and bitter cold? Here in Missouri this is a time we often use to do any major repairs or maintenance that needs done. Any of you helping with this? If so, I would love to see pictures!

This fall I adopted two new little dogs. So come spring I have plans to take Jack and Gypsy, along with my current dog Sparky, on a ride in the Old Lady to see what they think. If nothing else, I should get some good pictures! If I do, I promise to share them with you! But it works both ways, so don't forget to send me pictures too!!

WHAT WOULD YOU LIKE TO SEE IN YOUR NEWSLETTER?

Remember, A-World is YOUR newsletter! What would YOU like to see in it?

I'm looking for ideas, articles, and pictures to help keep this newsletter fun to read!

If you have ideas or Model A related things you can share, email them to:

AWorldEditor@hotmail.com

or mail a letter to:

Sherry Winkinhofer
14900 Green Briar Drive
Smithville MO 64089.

I'm looking forward to all your wonderful ideas!

Quiz Time



Take a half sheet of paper. Number 1-10. Name at the top right corner. If you share this A-World with others in your family or friends, make sure you do not write on the newsletter pages. There are two ways to take this quiz: 1) Not looking back 2) Looking back as you take the quiz to find the answers. Try the "not looking" way first!

- 1) Who did Larry want to live like?
A) Eskimos B) Indians C) Cowboys
- 2) What is Henry stamping a number in?
A) The first Model A B) A Model T C) Nothing
- 3) What's the name of Ella and Dylan's car?
A) Old Lady B) Millie C) Caitlin
- 4) What magazine is Ethan Bond checking out?
A) Boys Life B) Highlights C) Restorer
- 5) What is the name of Craig Vermes' car?
A) Firebird B) Fireball C) Firecat.
- 6) What "A"ssessory is highlighted in this issue?
A) goggles B) sunglasses C) necktie
- 7) What was the most expensive Model A on page 7
A) Tudor B) Roadster C) Fordor
- 8) What was Kevin when he became a MAFCA member?
A) twelve B) three C) seven
- 9) What model is Nate's car?
A) Victoria B) Phaeton C) Fordor
- 10) What was the mechanical horse racing game called?
A) Golly-Gee B) Gee-Wiz C) Gee-Gosh

Answers: 1) A, 2) A, 3) B, 4) C, 5) B, 6) A, 7) C, 8) B, 9) B, 10) B

Is there anyone who would like to start receiving the A-World by email? If so, just let me know and send me your email address. One advantage is that you will receive it in color!



PRSR STD
U.S. Postage
PAID
Natick MA
Permit 61

YOUTH NEWSLETTER MODEL A FORD CLUB OF AMERICA

Model A Ford Club of America
250 South Cypress Street
La Habra CA 90631-5515

Address Service Requested

