



4th Quarter 2017



A WORLD

YOUTH NEWSLETTER MODEL A FORD CLUB OF AMERICA

CHRISTMAS SHARING

BY SHERRY WINK

Christmas at the Sitzman home was always a fun and glorious event. Mom Sitzman and Grandma Roberts spent days baking wonderful goodies, some to eat immediately, and some to put away for the big day when all the family gathered together. There was always fudge, peanut brittle, divinity and caramel, not to mention pressed cookies, gingerbread, and all the other special things that only made their appearance at Christmas!



Dad Sitzman would always be busy on secretive and unknown projects in the barn that would be quickly covered up or put away anytime a youngster put their nose around the corner. The kids claimed to each other that they were doing their best to find out what he was up to, but in reality, they all knew they really didn't want to ruin the fun and surprise of Christmas Morning.

But this year there was something new happening too! Just a week before Christmas Eve, Dad Sitzman had found out about a family in town who wasn't going to have ANY Christmas. The father had been sick, and there was no money for presents, barely enough for food. And he decided that maybe there was something that could be done. So the Sitzman family had decided to secretly adopt this family.

Now there wasn't a lot of money to buy new toys for everyone in the family let alone another whole family. But that didn't stop the Sitzmans!

The kids were all sent to go through their toy boxes and shelves for any gently used toys they thought they could do without. And Mom and Dad Sitzman were so proud of the kids and the resulting outpouring of wonderful things. It wasn't just old broken items that were gathered up. A favorite teddy bear (because the little girl should have something soft and loving to hold explained Shannon), a well loved truck (I know he'll take good care of it said Stanley), a beautiful doll (I'm too old to play with baby dolls anyhow said Suzanne) and the list went on and on.

So each item was taken examined and then sorted into piles. Some things were perfect as was and ready to be wrapped. A few Mom slipped away knowing that the youngest kids would miss them even if they wanted hard to share too. And a few just needed a little extra polish to make them suitable. Those were the ones that attention was focused on.

Dad Sitzman took the boys into the workshop and started them on sanding and painting the older toy cars and wagons. Dad himself built a crib and highchair for the baby doll, and cut dowels into discs for the boys to paint red and black for a checker board he built.

PAGE	TITLE	PAGE	TITLE	PAGE	TITLE
1	Christmas Sharing	7	MODEL A ADS	10	PUZZLE ANSWERS
3	KIDS & THEIR A'S	8.	AUTO PAINT AT HOME	11	COLORING PAGE
4	THE CHRISTMAS PARADE	9	MODEL A WORD SEARCH	12	RUMBLE SEAT
5	CHRISTMAS TOYS FOR MODEL A KIDS	10	HOW DOES IT MAKE THAT AHOOGA SOUND?	12	QUIZ
6	SIX DIFFERENT THINGS				

In the house, the girls helped Mom Sitzman dig through her sewing box for scraps of fabric to be turned into doll clothes and blankets. They were soon busy sewing on little buttons and lace trims. Even the youngest were give pieces of fabric to cut up to feel like they were helping too! Meantime in the kitchen, Grandma Roberts was making more cookies and candies to box up in silver paper and ribbons. Later she popped popcorn and helped the little kids string it onto twine and make silver stars out of paper to put on a small tree that being planned for the family.



Finally the big day was here-Christmas Eve at last. This year instead of talking about what Santa was bringing them, the Sitzman children were starry eyed, talking about how happy and surprised the unsuspecting kids in the other family were going to be when Santa visited! Because Dad Sitzman wasn't just going to drop and run, oh no! He had a Santa suit all ready to make deliveries in!

Waiting until it started to get dark, he loaded everything up in the Model A pickup. With Larry driving, Dad Sitzman rode in the back to keep everything in place. Once close to the house, he had Larry kill the motor and park a ways away from the house. Then he grabbed a big sack of toys, settled his beard and hat in place and took off with a loud "HOHOHO!". Up to the house he marched, but not to the front door, no! Everyone knows Santa doesn't come via the door. Dad, I mean, Santa started going round to the windows, rapping on them, and ho-ho-ho-ing. Quite quickly a startled lady opened the curtains and then the window to se what was going on, and Santa quickly jumped right in the window! Larry could hear the excited shouts of the children a block away, and it made his heart warm even sitting in the cold truck.

Much later, after Dad had returned, and the kids had had time to finally slip off to sleep, Dad, Larry and the twins took another trip to the house. This time Dad did go in the front door, having arranged it with the mom previously. And he took more presents, and the now decorated tree to





add to the empty front room. He unloaded boxes of food and goodies and filled the cupboards with the food Mom Sitzman and Grandma Roberts had provided. The boys, working rapidly unloaded a full pickup load of firewood into the almost empty wood shed, and promised to bring as much more as was needed to keep the family warm all winter.

Then, tired, but filled with joy, the Sitzman men went home, picturing the happy faces of the those kids when they woke the next morning.

But just so you know, even though the kids had been willing to give up ALL of their gifts to make this poor family happy, Mom and Dad Sitzman hadn't let that happen. So when the Sitzman kids got up Christmas morning thinking they would have nothing under their tree, they too were surprised to find full stocking and gifts under the tree. Perhaps not as many as might have been, but not one complaint was to be heard!

The kids giggled and laughed as they went through their stockings. Every year without fail, Santa brought them each an enormous orange, and the largest apple they every saw, and of course the boys made a competition in complaining whose was biggest. The stockings also contained nuts and candy canes for all. And through all the noise and commotion, Mom and Dad, and Grandma sat there with huge smiles, for to them, the best gift of all had been the love their kids had shared with a needy family.





A-WORLD

YOUTH NEWSLETTER MODEL A FORD CLUB OF AMERICA

A-World is published by the Model A Ford Club of America for the benefit of youth and the promotion of the Model A hobby.



Editor: Sherry Winkinhofer
AWorldEditor@hotmail.com
© 2017 All Rights Reserved by

Model A Ford Club of America
250 South Cypress Street
La Habra CA 90631-5515

A-World is free, courtesy of MAFCA. As of May 2016, it will be a web or email only publication. If you wish to have it emailed directly, please send your email address to AWorldEditor@hotmail.com

KIDS AND THEIR "A"s!



Ella Hebert is all dressed up for a holiday drive in the family Model A. Ella and her family live in McKinney Texas.



Left to right, Mariah 12, Seth 8, and Adrianna 10, grandchildren of Jay McCord .The high school drama department used his truck as a background piece for their recent play.



This is Blake Sullivan who is 8 years old. He is helping work on his grandpa's Model A. He loves getting his hands on tools to help out and learning how things



Hailey, Paige and Sean Hudson (left to right) are in front of the their 1929 Town Sedan immediately after the first snow fall in College Station Texas in 8 years.



Webelos Scouts learning to safely change a tire. Members of Pack 86-96 in Santa Maria California.

This is the Annual Christmas parade in Santa Claus, Indiana. In the rumble seat of their 1929 A is 8 year old Baron Von Krauskopf and his cousin Kyle, with Dad Brett and cousin Cody in the front. Their entry is titled "Four Rudolfs in an Old Car".

If it looks cold, that's because it was a chilly 27 degrees that morning with snow flurries! Baron and his dad take the car out frequently throughout the year and he helps with the washing and waxing at this point in his young life. Oh yeah, and he loves pushing the Aoooooogaaa horn button!



THE CHRISTMAS PARADE

My name is Seth and I like Christmas. The Christmas Parade is in 1 week so I'm going to meet my grandpa tomorrow to help him fix the Model A and decorate it for the Model A part of the parade. My grandpa's Model A is going to be in the parade and I'm going to ride in it with him. The model A is a 1931 Fordor slant Windshield.

We are going to decorate our car with Christmas lights, flags, mistletoe, shiny tinsel, ornaments, candy canes, and a stuffed reindeer to sit on the hood with a big red nose like Rudolph! When the parade starts, there will be horses, marching bands wearing Santa hats, and cheerleaders with red and green pompoms. Then we drive in a line with the other Model A's. My favorite part is throwing candy out of the window to all the kids. My sister is going to march in the parade playing her flute.

After the parade our whole Model A Club will drive to Giavanni's for hot pizza. Being in the Christmas parade is one of the best days in a Model A!

By Seth Padilla, age 8-Santa Maria Model A Ford Club, Santa Maria, CA Grandson of Jay and Kay McCord



Christmas Toys for Model A Kids!

Anything with wheels was a hot item for kids back then. From bicycles to pedal cars to pedal planes, if it rolled, it was fun!



Toys included toy trucks and cars that reflected current life. From luxury cars to working class jalopies. I wouldn't mind getting that toy gas station as a present even today!

A lot of people really enjoy board and card games today. Model A kids weren't much different! Check out these board games. And the card games look fun too!



Sports celebrity endorsed sports shoes are not a modern invention. Although I don't have a clue who Dutch Lonborg was, I bet the kids back then knew very well!



Toys often related to real life work and skills too. Here are a couple of examples. This sewing machine really did sew seams. The scroll saw was usable too.

SIX THINGS ARE DIFFERENT!

These Model A's are ready to go on tour, but a few things in the top photo seemed to have gotten lost before they got out of the parking lot. Can you find the missing items without looking at the answers?

The answers are on page 10 but don't peek too soon!



Model A Advertising

The Ford Truck saves valuable minutes



This advertisement for a AA truck was issued in December 1930. Titled "The Ford Truck saves valuable minutes", it shows a Ford Model AA flat bed truck delivering Christmas trees to the local store on the corner.

Notice the man on the right in his shopkeeper's apron watching with satisfaction as the trees are delivered. There is even a Santa Claus ringing a bell on the left side of the ad! What other Christmas symbols do you find in the picture?

I love the way they used a lot of red shades with a little green mixed in to tie in with the Christmas feelings!

Auto Paint at Home

By Sherry Wink

Did you know that auto paint in the 20's and 30's just did not last like the car paint we have now days? It often lost its shine quickly, sometimes within a year or less. It took a lot waxing to keep any type of shine, and even that only worked for a short while. But all was not lost. Why, you give your car a whole new life in just one afternoon! At least that's what these ads tried to tell you.

Wardshine claims their paint "Makes your car look like new". Another ad claims "Apply at 10—Drive at 12". Nu-Car Lacquer says "Lacquer it in the morning, drive it in the afternoon". I wonder just how true that was? And how many people ended up with bugs permanently embedded in their paint because they took it for a run a little too soon!?

They made this paint in a lot of colors to try to make it match the car colors of the day. Of course there was basic black and Dust Proof Grey. And a variety of blues and greens such as Baby Blue and Jade Green. Also red and greys were popular such as Windsor Maroon, or French Grey.

And they sold the brushes to use to put it on with. Yes, this auto paint was designed to be brushed on, as is illustrated in several of these ads! Home paint sprayers were available, but too expensive for most people in those days.

I was once talking to some distant cousins who still own their dad's AA truck. One of their favorite family stories was about when he brought it home brand new. Apparently Mom really, really disliked the color, so the next morning when Dad went to the barn to get the truck, Mom was there painting it with a brush and a bucket of red barn paint! Maybe she should have waited until she could have ordered a bucket of "Nu-Car Lacquer"!

Automobile Body Enamel



Give your car a smart, lustrous, new appearance at slight cost by enameling it yourself. The beautiful results obtained will more than please you. A single quart of Eternalite will give one coat to a small car; two coats will give a durable brilliant finish. Dries hard in about 24 hours; can be applied in your own garage, shed or barn. Repeated washings have little effect on Eternalite Auto Enamel.

Eternalite is Our Registered Trade Mark

Colors	Pint Can.	Prices
29 E 700A Black	Shpg. wt., 3 lbs.	38c
29 E 706A Dark Green	Quart Can.	70c
29 E 704A Dark Blue	Shpg. wt., 5 lbs.	\$2.60
29 E 708A Ship Gray	Gallon Can.	
29 E 701A Tan Brown	Wt., 15 lbs.	
29 E 709A Yellow		

NU-CAR Lacquer



\$1.65
A Quart

Lacquer It in the Morning Drive It in the Afternoon

Almost unbelievable, but you can actually apply a coat of Nu-Car Lacquer in the morning and drive the car that same afternoon without the slightest effect on its new soft velvety finish. In fact Nu-Car dries so quickly that it is actually dry before dust has time to settle and mar the beautiful finish. It flows on freely and easily under the stroke of the brush, leveling itself out so that not a remnant of a brush mark remains. Dries with a rich velvety luster that is thoroughly waterproof. Anyone can apply it with ease. Repeated washings will not harm its brilliant luster. Resists sun and storm. A quart is enough for any small car and an extra pint for a larger car. May be polished like enamel.

Make selections from these colors or refer to our Spring Catalogue No. 188 and send for free color chart.

315—Black	329—Chrome Yellow
317—Royal Blue	331—Chocolate Brown
325—Vermilion	327—Green Gray
321—Channel Green	333—French Gray
319—Windsor Maroon	323—Dust-proof Gray

State color and number wanted.

75 C 7895—1/2-pint can.	Shpg. wt., 2 pounds	\$.50
75 C 7896—1-pint can.	Shpg. wt., 4 pounds	.85
875 C 7897—1-quart can.	Shpg. wt., 8 pounds	1.65

Auto Lacquer



Apply at 10—Paint Your Car Drive at 12—
In the Colors So Popular To-Day

You can now repaint and use your automobile the same day with our wonderful Eternalite Auto Lacquer. In fact you can drive your car in two hours after painting. This Lacquer is very easy to apply, quick drying and produces a hard, satin finish without gloss. One quart is enough for a small car and an extra pint for a large car. Eight beautiful colors to choose from, giving you an opportunity to finish your car with the popular colors in style today.

29 E 720A Black	29 E 725A Rich Blue (Royal)
29 E 721A Golden Brown	29 E 726A Baby Blue
29 E 722A Yellow	29 E 727A Beige Brown
29 E 724A Medium Gray	29 E 728A Jade Green

1/2-Pint Can. Shpg. wt., 2 lbs. **40c** | 1-Pint Can. Shpg. wt., 3 lbs. **75c** | 1-Quart Can. Shpg. wt., 4 lbs. **\$1.40**

For Thinner for Auto Lacquer, see 29 E 460A on this page

72 THE SATURDAY EVENING POST June 12, 1920

Why drive a shabby car?



The Body of the car is finished with Vermilion 1-pint Enamel; the Fenders and Running Board with Deep Blue, and the Top with Black Valspar-Enamel.

Paint Outfit for Fords Chevrolets and Stars



Everything necessary to completely re-finish the body, fenders, radiators, wheels, lamps and top of both open and closed models—also seats and cushions of open cars. Outfit includes: 1-quart Wardway Auto Enamel (equal to any of the nationally advertised brands of auto enamel), 1/2-pint Auto Top Dressing, small can Aluminum Finish for radiator and bumpers, package of No. 0 Steel Wool, Varnish Brush 3 in. wide, with 3/4 in. black Chinese bristles set in rubber. Shpg. wt. 7 pounds.

Your Choice of Three Popular Color Combinations:

875 C 7808—Black body, black fenders,
875 C 7809—Windsor maroon body, black fenders,
875 C 7807—Channel green body, black fenders.

Complete Outfit **\$1.98**

Wardshine Enamel



"Makes Your Car Look Like New"

Brighter colors finally comes to the auto. Delightfully lustrous shades of Wardshine Enamel almost instantly change the finish of your dull, faded car to one of lasting colorful beauty. Increases resale value. And it's really easy too, in fact anyone can do the work in his spare time. Wardshine is a high-gloss enamel of unusual brilliancy that flows on with ease, spreads evenly and dries hard overalls. Will not crack or chip. It's washable too, soap and water have no effect on its beautiful luster and lasting finish. You'll find Wardshine equal or superior to most widely advertised finishes selling at twice its price. A quart is usually sufficient for the average size car, one quart. An extra pint for larger cars. Comes in the most popular colors.

215—Black	324—Chrome Yellow
315—Royal Blue	331—Chocolate Brown
325—Vermilion	327—Green Gray
321—Channel Green	333—French Gray
319—Windsor Maroon	323—Dust-Proof Gray

State color and number wanted.

75 C 7890—1/2-pint can.	Shpg. wt., 2 pounds	\$.23
75 C 7891—1-quart can.	Shpg. wt., 4 pounds	.43
875 C 7892—1-quart can.	Shpg. wt., 4 pounds 4 ounces	.80
875 C 7893—1-gallon can.	Shpg. wt., 11 pounds	2.95

"You wouldn't know the old bus with its coat of Valspar-Enamel"

No wonder the family is proud of the old car since Joe gave it a coat of Valspar-Enamel! Looks like new. And Joe is not an expert painter, either!

Anyone who can wield a brush with ordinary dexterity can apply Valspar-Enamel. Thousands of cars all over the world have been repainted with Valspar-Enamel by the owner or some member of his family. Scores of beautiful color combinations are available. The standard Valspar-Enamel colors are Red—Light or Deep; Blue—Light, Medium or Deep; Green—Medium or Deep; Vermilion; Bright Yellow, Orange, Gray, Brown and Ivory. Also Black, White, Gold, Bronze, Aluminum and Flat Black, and the new Ford colors—"Windsor Maroon" and "Channel Green." Two or more of these standard colors can be mixed to give any other distinctive color or shade you want.

Valspar-Enamel possesses those same waterproof and weatherproof qualities which have made Valspar Varnish world famous. For Valspar-Enamel is Valspar itself plus the finest pigments. This produces a finish of the greatest durability and beauty.

Increase the resale value of your car by a coat of Valspar-Enamel! The Special Offer Coupon will bring you a sample and a free booklet of directions.

VALENTINE & COMPANY
Largest Manufacturers of High-Gloss Enamels in the World—Established 1876
New York Chicago Boston Toronto London Paris Amsterdam
W. P. FULLER & Co., Printers, New York

This Coupon is worth 20 to 60 Cents

VALENTINE & COMPANY, 460 Fourth Ave., New York

Send me free booklet giving full directions for repainting my car with Valspar-Enamel. I enclose also dollar's amount for each color sample checked at right. (Only one sample of each product supplied at this special price.)
Print full mail address plainly.

Dealer's Name: _____
Address: _____
Your Name: _____
Address: _____

Valspar-Enamel	<input type="checkbox"/>
Clear Valspar	<input type="checkbox"/>
Valspar-Shell	<input type="checkbox"/>
Channel Color	<input type="checkbox"/>
Valspar Booklet	<input type="checkbox"/>

VALENTINE'S VALSPAR ENAMEL

Model A Words

Here are some words I found in the Technical Question and Answer section of MAFCA.com. See how many you can find!

The answers are on page 10 if you get stuck.

D Q P O Y I C N N V G F R A D I A T O R
 Z N H O L T T L J E B S I S H Q V X C T
 D Y I T X C X V L L S B P P O N B D L O
 N F O J Y X K L K R R O H U O P D U J N
 D L O F I N A M Y A K A P O D M R S H Z
 S Y I O O W R E K E O S N H T T O I N G
 Z G X O E T K E S R O T U B I R T S I D
 V L S R C P S P Z Y N L A X L E A S D W
 G N I T H Q M F A S V H R N U E R A S W
 T F K J A A G A U F W P D T B Q E H Y A
 L P O P L R U N C L S D Z I Y R N C B I
 R A Y D R E T G B J A I Y B N K E S O I
 W C A R B U R E T O R R J B F B G D T L
 M E R T B V I V R C F S I A T U J C S R
 H O E L D N I P S W X G G B H M F I D W
 O D L E I T G N G F D O O N G P O N V D
 K U X D Z X A A J N Q C I Z I E L K G N
 H J L T I H J T Q S O C U X O R J L W J
 B E A R I N G S Z W C B E E H C P J S Z
 J C G Q S X G M L O N R O H Y I I S E B

AXLE
 BRAKES
 CHASSIS
 DISTRIBUTOR
 GENERATOR
 HUB
 MOLDING
 SPOKES
 HOOD

BABBIT
 BUMPER
 COIL
 FAN
 HEADLAMPS
 CAP
 RADIATOR
 SPRINGS

BEARINGS
 CARBURETOR
 COWL
 FIREWALL
 HORN
 MANIFOLD
 SPINDLE
 STARTER

How Does it Make that Ahooga Sound?

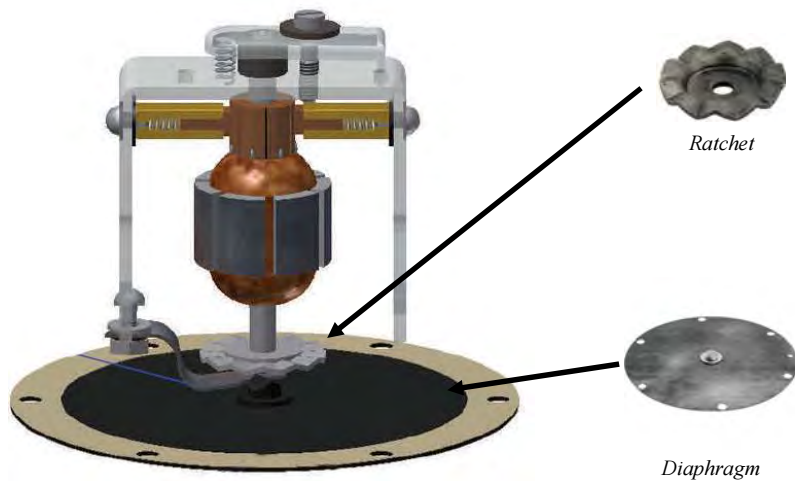


Paul R. Medlin

We all love that great Ahooga horn on our Model As, but do you know how it actually makes that sound? It's not as complicated as you might think! The mechanism is driven by a small electric motor. We won't get into the details of the motor, that's a different article!


The motor turns a shaft that has a small metal disc called a ratchet on the end. This ratchet has a wavy edge to it. When the ratchet turns, it rubs against a metal stud set in a very thin steel circle called a diaphragm. The vibration caused by this is what makes the actual noise of the horn. The "ah" part of the sound is the motor coming to speed, the "oooo" is the full speed vibration of the diaphragm, and the "ga" is the sound as the vibrations dies down to a stopping point.

If you want to help work on a Model A, a horn is a great starting point. It is simple to take apart and lubricate or replace parts on. And once you finish that, it will that much more fun when you hear it sounding out "Ahooga"!



Illustrations sourced from modelabasics.com. It's a great site to help learn about your Model As!


Puzzle Answers



Six different things: Did you find them all?



This is a picture of a Phaeton from a 1928 Ad that ran in Canada!
Color it your favorite color for a Model A! . Have fun!



Rumble Seat

Sherry Wink



Merry Christmas to everyone! I hope the holiday season is going well for everyone. Have any of you been able to ride your Model A in any Christmas Parades like Seth Padilla is planning to? I think that would be so much fun, but in Missouri, it is usually just too cold and the weather too inconsistent to be able to plan something like that.

Right now, I'm actually living in Nebraska for a while looking for a new house to buy in Kansas City! But don't worry about the Old Lady. She's snugly tucked away in a garage on my brother's farm, right next to his classic El Camino, just waiting for spring weather to hurry up and arrive.

I also got inspired in Gingerbread for our club's recent Christmas Dinner. But it wasn't a gingerbread house I made, but a Gingerbread Gas Station (actually seven of them!). It was replica (sort of) of a 1922 gas station our club helps maintain at a local antique club's grounds. It was damaged by a tornado in March, and a lot of work went in repairing it, so I felt that this was a good year to celebrate it in sugar! Lots and lots of sugar on top of that gingerbread! And I also found a Model A cookie cutter, so gingerbread Model A's for everyone! I may not be able to drive my Model A during the winter, but I can still keep the Model A activities going! I hope you are too!



Quiz Time

Take a half sheet of paper. Number 1-10. Name at the top right corner. If you share this A-World with others in your family or friends, make sure you do not write on the newsletter pages. There are two ways to take this quiz: 1) Not looking back 2) Looking back as you take the quiz to find the answers. Try the "not looking" way first!

- 1) What did Shannon give up for the needy family for Christmas?
A) Doll B) Truck C) Teddy Bear
- 2) What did Grandma Robert have the kids string on twine?
A) Popcorn B) Cranberries C) Turnips
- 3) Hailey, Paige and Sean celebrated the first snowfall in eight years in what city?
A) College Station TX B) Sioux Falls IA C) Atlanta GA
- 4) Seth in riding in the Christmas Parade in what year A?
A) 1928 B) 1929 C) D) 1931
- 5) Dutch Lonborg played what sport?
A) Football B) Baseball C) Basketball
- 6) How many roadsters are in the "Six Different Things" picture?
A) None B) One C) Six.
- 6) How many trees still need to be unloaded in the Model A ad on page 7?
A) Four B) Two C) Six
- 7) What is the paint on page 8 applied with?
A) a brush B) a spray can C) a mop
- 8) What is the wavy wheel called in the horn?
A) a disc B) a ratchet C) a diaphragm
- 9) What is the thin disc that vibrates to make the horn noise called?
A) a diaphragm B) a ratchet C) a noise maker
- 10) What model is the Model A on the coloring page?
A) Roadster B) Fordor C) Phaeton

Answers: 1) B, 2) B, 3) E, 4) B, 5) C, 6) B, 7) C, 8) A, 9) C, 10) B